

2023 Men's Daytona Beach Open







Meet Results

Men / 4D1 / A

Session: SU1

Jan 27-29, 2023

Judge's Signatures

Rank	Num	Name	Gym							AA
1	420	James Sears	GGA - Suwanee	10.000 3	10.800 1T	10.700 1	9.500 1	10.300 1	9.800 1	61.100 1
2	478	Jeremiah Coley	Park Avenue	10.200 2	10.800 1T	9.400 6	9.000 4	10.100 2	9.600 2	59.100 2
3	435	Joaquin Sole	Park Avenue	10.500 1	9.600 6T	10.000 3	8.600 8	9.700 3	8.700 4	57.100 3
4	419	Jonah McQuerry	GGA - Suwanee	9.900 4	9.900 5	9.500 5	8.700 7	9.400 4	8.300 6	55.700 4
5	422	Nicholas Bahena	GGA - Suwanee	9.000 6	10.100 4	9.200 7	9.100 2T	8.200 9T	8.400 5	54.000 5
6	426	Collin Amerson	Islands YMCA	8.400 7	9.000 9	8.500 11	8.500 9	9.300 5	9.000 3	52.700 6
7	421	Talin Grover	GGA - Suwanee	8.000 8	10.400 3	8.800 8	8.800 6	9.200 6T	7.400 10	52.600 7
8	434	Jelani Morales	TGR	7.200 10	8.900 10	9.600 4	8.900 5	8.900 8	8.100 7	51.600 8
9	430	Payton Rollf	Islands YMCA	9.100 5	9.200 8	8.700 9T	9.100 2T	8.200 9T	6.800 11	51.100 9
10	469	Ben Bogner	TGR	6.800 11	8.800 11	10.200 2	7.600 10	9.200 6T	8.000 8	50.600 10
11	438	Vance Colby	USAGW	7.700 9	9.600 6T	8.700 9T	7.300 11	6.900 11	7.500 9	47.700 11

2023 Men's Daytona Beach Open







Meet Results

Men / 4D1 / B

Session: SU1

Jan 27-29, 2023

Judge's Signatures

Rank	Num	Name	Gym							AA
1	414	Kyler Rockey	TGR	9.600 4	10.400 2	9.800 1	9.000 4T	9.600 1	9.300 1	57.700 1
2	405	Danilo Prada	EGA Florida	10.000 1	9.900 7	9.100 4T	8.800 6T	9.500 2	8.900 2	56.200 2
3	400	Nicholas Piercey	USAGW	9.900 2	10.000 5T	9.100 4T	9.400 1	8.000 6T	7.500 10	53.900 3
4	406	Cade Benfield	South Miami	8.000 8	10.700 1	8.700 7	9.300 2T	8.600 4	8.000 7	53.300 4
5	418	Declan Miller	USAGW	8.600 6	10.100 3T	9.600 2	8.600 8T	8.000 6T	8.300 5T	53.200 5
6	401	Esteban Laluz	South Miami	8.200 7	8.800 10	9.300 3	8.800 6T	8.900 3	8.700 3T	52.700 6
7	411	Joel Wyche	Trousdell	9.700 3	10.000 5T	8.000 11	8.600 8T	7.700 9T	7.600 9	51.600 7
8	412	Loren Jayanetti	South Miami	9.000 5	8.400 11	8.400 9	9.300 2T	7.700 9T	7.800 8	50.600 8
9	407	Jace Peiskee	Trousdell	5.000 11	9.500 9	8.600 8	9.000 4T	8.300 5	8.700 3T	49.100 9
10	410	Andrew Bradshaw	USAGW	5.900 9	10.100 3T	8.200 10	8.600 8T	7.900 8	7.300 11	48.000 10
11	416	Jace Saling	USAGW	5.500 10	9.700 8	8.800 6	7.300 11	7.000 11	8.300 5T	46.600 11
12	402	Koen Thompson	USAGW	0.000 12	0.000 12	0.000 12	0.000 12	0.000 12	0.000 12	0.000 12

2023 Men's Daytona Beach Open







Meet Results

Jan 27-29, 2023

Men / 4D2 / A

Session: SU1

Judge's Signatures

Rank	Num	Name	Gym							AA
1T	470	Nikolas Henderson	Park Avenue	8.000	9.600	8.100	9.100	8.700	8.400	51.900
				5	1	5	4	2*	2	1T
1T	462	Cullen Rogers	ABGA	8.100	8.500	9.000	9.300	8.700	8.300	51.900
				4	3	1	2	2*	3T	1T
3	464	Jameson Onyshuk	ABGA	8.900	9.400	8.600	8.600	7.000	8.300	50.800
				1	2	3	5	6	3T	3
4T	461	Victor Lloyd	Islands YMCA	7.700	7.900	8.700	9.200	8.500	8.300	50.300
				6	5	2	3	4*	3T	4T
4T	460	Sergio Morales	Park Avenue	8.200	8.200	8.400	8.400	8.500	8.600	50.300
				3	4	4	6	4*	1	4T
6	482	Cayleb Winchester	Islands YMCA	8.800	7.500	6.500	9.400	8.900	8.200	49.300
				2	6	6	1	1	6	6

2023 Men's Daytona Beach Open







Meet Results

Jan 27-29, 2023

Men / 4D2 / B

Session: SU1

Judge's Signatures

Rank	Num	Name	Gym							AA
1	458	Kaleb Long	TumbleBees Jupiter	8.000 3	9.300 1	8.600 1T	8.700 4	8.100 2T	8.600 1	51.300 1
2	452	Lochlan Taylor	ABGA	8.100 2	8.300 4	8.600 1T	9.200 1T	8.400 1	8.100 3	50.700 2
3	453	Jackson Granado	ABGA	8.500 1	8.200 5	8.400 3T	8.900 3	8.100 2T	8.000 4	50.100 3
4	454	Andrew Gilmore	Trousdell	7.200 5	9.100 2	7.800 6	8.600 5T	7.500 6	6.900 6	47.100 4
5	456	Liam Kennedy	Bayside	6.000 6T	8.800 3	7.000 7	8.600 5T	7.700 5	7.400 5	45.500 5
6	451	Jacob Hanrahan	ABGA	7.400 4	5.000 7	8.400 3T	7.600 7	8.100 2T	8.400 2	44.900 6
7	450	Owen Begue	ABGA	6.000 6T	6.800 6	8.100 5	9.200 1T	7.400 7	6.800 7	44.300 7







2023 Men's Daytona Beach Open

Team Results

Men / 4D1,4D2 / All Ages

Session: SU1

Jan 27-29, 2023

Rank	Gym	Team	Score						
1	GGA - Suwanee	41	172.400	28.900 1T	31.300 1	29.400 2	27.400 3	28.900 1	26.500 2
2	Park Avenue	41	168.800	28.900 1T	30.000 3	27.800 3	26.700 4	28.500 2	26.900 1
3	TGR	41	159.900	23.600 6	28.100 5	29.600 1	25.500 7	27.700 3	25.400 4
4	USAGW	41	158.500	26.200 4	30.200 2	27.500 4	26.600 5	23.900 6	24.100 6
5	Islands YMCA	41	158.200	26.300 3	26.100 7	25.900 6	27.700 1T	26.700 4	25.500 3
6	ABGA	41	155.800	25.500 5	26.200 6	26.200 5	27.700 1T	25.200 5	25.000 5
7	Trousdell	41	147.800	21.900 7	28.600 4	24.400 7	26.200 6	23.500 7	23.200 7

2023 Men's Daytona Beach Open







Meet Results

Men / 4D1 / A

Session: SU2

Jan 27-29, 2023

Judge's Signatures

Rank	Num	Name	Gym							AA
1	436	Anthony Lopez Kopet	SEGA	9.400	10.200	10.600	9.400	9.000	9.800	58.400
				2	3	1	2T	2T	2	1
2	440	Bennett Chan	WCG	9.000	10.600	10.200	9.000	8.900	8.900	56.600
				5	1	2	5	5	3T	2
3	433	Christopher Roman	Orlando Metro	9.300	9.700	8.400	9.200	9.000	9.900	55.500
				3	5	8	4	2T	1	3
4	439	Swayze Mason	WCG	7.300	10.000	9.700	8.400	9.400	8.500	53.300
				7T	4	3	9	1	5	4
5T	431	Micah Perez	LaFleur's Tampa	9.700	8.800	9.200	8.500	8.400	8.400	53.000
				1	8	5	8	7	6	5T
5T	429	Jack Fierro	LaFleur's Tampa	9.200	9.200	9.100	8.600	8.000	8.900	53.000
				4	7	6	7	8	3T	5T
7	427	Augustus Brown	WCG	7.300	10.300	9.300	8.100	9.000	8.200	52.200
				7T	2	4	10	2T	7	7
8	428	Bennett Hunt	Sun Country	8.200	9.500	8.600	8.900	8.800	8.100	52.100
				6	6	7	6	6	8	8
9	432	Bram Salisbury	ACE FL	6.900	8.000	7.700	9.400	7.900	6.900	46.800
				9	9	10	2T	9	10	9
10	437	Luca Caggiano	Sun Country	5.500	7.000	8.000	9.500	7.000	7.300	44.300
				10	10	9	1	10	9	10

2023 Men's Daytona Beach Open







Meet Results

Men / 4D1 / B

Session: SU2

Jan 27-29, 2023

Judge's Signatures

Rank	Num	Name	Gym							AA
1	424	Levi Bell	WCG	10.400	9.100	10.100	9.500	9.600	10.300	59.000
				1	7	1	1	1T	1	1
2	425	Thomas Holihen	Boundless Gymnastics	10.200	10.500	9.500	9.100	8.500	9.400	57.200
				2	1	2T	3T	7	2	2
3	408	Cooper Jakubcin	ACE FL	9.000	9.900	9.100	8.800	9.600	8.500	54.900
				3T	4	6	6	1T	3	3
4	404	Keshaun Wells	Boundless Gymnastics	9.000	9.800	8.600	9.100	9.200	8.400	54.100
				3T	5	8	3T	3	4T	4
5	415	Collin Huang	ACE FL	8.700	10.100	9.400	8.700	8.700	8.300	53.900
				5T	2	4	7	4T	6	5
6	409	Roman Richeson	Sun Country	8.700	10.000	9.200	8.600	7.900	8.400	52.800
				5T	3	5	8	8	4T	6
7	413	Karam Abdel-Rahman	Orlando Metro	8.200	9.000	9.500	9.200	8.700	7.700	52.300
				8	8	2T	2	4T	7T	7
8	423	Vince Caggiano	Sun Country	6.800	9.500	8.000	9.100	8.600	7.700	49.700
				9	6	9	3T	6	7T	8
9	417	Vaughn Archbold	LaFleur's Tampa	8.400	8.900	8.800	8.400	7.800	7.200	49.500
				7	9	7	9	9	9	9

2023 Men's Daytona Beach Open







Meet Results

Men / 4D2 / A

Session: SU2

Jan 27-29, 2023

Judge's Signatures

Rank	Num	Name	Gym							AA
1	480	Andrew Skinner	Rad Gymnastics	9.000 3T	9.200 4T	8.600 2	9.500 1	8.300 2T	8.400 3	53.000 1
2	483	Lucas Kelley	Rad Gymnastics	9.500 1	9.700 1	8.700 1	8.600 7	7.200 8T	9.200 1	52.900 2
3	485	Lukas Cabezudo	Gold Coast	9.000 3T	9.200 4T	8.300 6T	8.300 8	8.600 1	8.500 2	51.900 3
4	481	Cuyler Gultry	Orlando Metro	9.100 2	9.000 7T	8.400 3T	9.000 4T	8.300 2T	7.800 4T	51.600 4
5	486	Yen Bueter	South Miami	8.000 5	9.300 3	8.400 3T	9.200 2	7.800 5T	7.400 8	50.100 5
6	488	Jhonny Estupinan	LaFleur's Tampa	7.800 6	8.600 9	8.200 9T	9.100 3	8.100 4	7.200 9	49.000 6
7	487	Edwin Galbreath	South Miami	7.000 8	9.500 2	8.300 6T	9.000 4T	7.800 5T	6.100 10	47.700 7
8	479	Landen Osman	LaFleur's Tampa	6.500 10	9.100 6	8.200 9T	9.000 4T	7.000 10	7.700 6T	47.500 8
9	484	Jonah Rojas	LaFleur's Tampa	6.700 9	9.000 7T	8.300 6T	8.200 9	7.200 8T	7.800 4T	47.200 9
10	477	Jeremy Eichholz	Gold Coast	7.200 7	6.700 10	8.400 3T	8.000 10	7.500 7	7.700 6T	45.500 10

2023 Men's Daytona Beach Open







Meet Results

Men / 4D2 / B

Session: SU2

Jan 27-29, 2023

Judge's Signatures

Rank	Num	Name	Gym							AA
1	467	Alexander Jenkins	Rad Gymnastics	8.600 1T	9.500 2	9.600 1	9.200 1	8.600 1	9.200 1	54.700 1
2	474	Jorran Tabony	TNT	8.200 3	9.100 6T	8.600 3	9.000 3	8.500 2	8.500 2	51.900 2
3	471	James Holihen	Boundless Gymnastics	8.600 1T	9.300 4T	7.700 8	8.800 5	8.200 4	8.200 3	50.800 3
4	473	Sebastian Hosein	South Miami	7.800 5	9.800 1	8.300 5	9.100 2	8.400 3	6.800 9	50.200 4
5	466	Isaac Fajura	TNT	7.100 7	9.300 4T	8.400 4	8.900 4	8.100 5	7.800 4	49.600 5
6	403	Blake Miller	Top Flight Tampa	7.500 6	9.100 6T	8.700 2	8.700 6	7.500 8	7.300 7	48.800 6
7	468	Isaac Musselman	Boundless Gymnastics	7.000 8	9.400 3	8.200 6	8.000 9	7.700 6T	7.600 5	47.900 7
8	476	Jet Sousa	South Miami	8.100 4	8.700 10	7.500 9T	8.300 8	7.300 9T	6.900 8	46.800 8
9	463	Kenneth Huang	ACE FL	5.500 9	8.900 8	7.500 9T	7.300 10	7.700 6T	7.400 6	44.300 9
10	472	Sawyer Pass	LaFleur's Tampa	5.000 10	8.800 9	7.800 7	8.500 7	7.300 9T	5.900 10	43.300 10







2023 Men's Daytona Beach Open

Team Results

Men / 4D1,4D2 / All Ages

Session: SU2

Jan 27-29, 2023

Rank	Gym	Team	Score						
1	WCG	42	167.800	26.700 4	30.000 1	29.600 1	26.600 8	27.500 1	27.400 1
2	Boundless Gymnastics	42	162.700	27.800 1	29.700 2	26.300 4T	27.000 5	25.900 4	26.000 3
3	Rad Gymnastics	42	160.600	27.100 3	28.400 6	26.900 3	27.300 3T	24.100 7	26.800 2
4	Orlando Metro	42	159.400	26.600 5	27.700 7	26.300 4T	27.400 2	26.000 3	25.400 4
5	LaFleur's Tampa	42	158.000	27.300 2	27.300 8	27.100 2	26.700 7	24.500 6	25.100 5
6	ACE FL	42	157.000	24.600 6	28.900 4	26.200 6	26.900 6	26.200 2	24.200 6T
7	Sun Country	42	155.500	23.700 8	29.000 3	25.800 7	27.500 1	25.300 5	24.200 6T
8	South Miami	42	149.900	23.900 7	28.600 5	25.000 8	27.300 3T	24.000 8	21.100 8